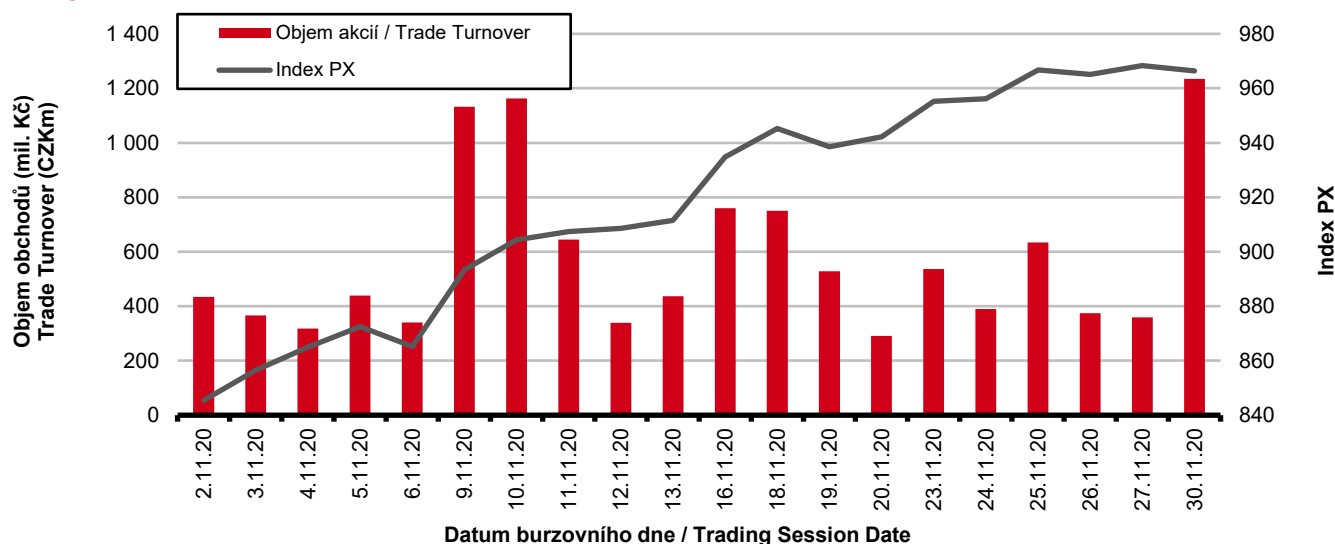


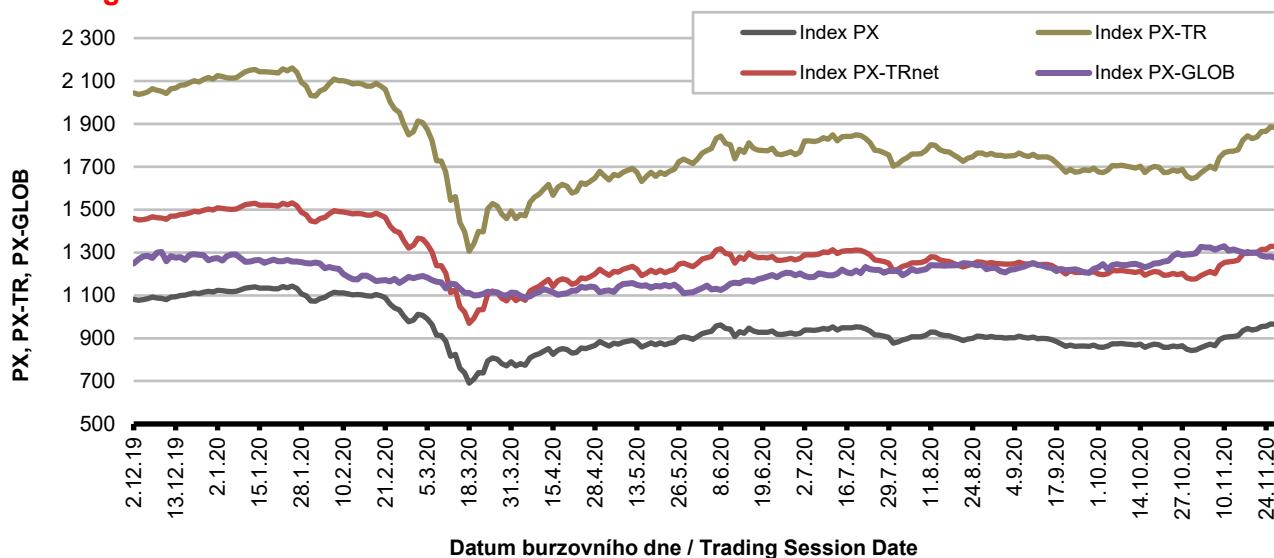
Burzovní indexy v hodnoceném měsíci Exchange Indices in the Month under Review

| Index | Hodnota (konec měsíce) | Měsíční změna (%) | Roční změna (%) | Měsíční max. | Datum max. | Měsíční min. | Datum min. |
|----------|------------------------------|--------------------------|-------------------------|-----------------|-----------------|-----------------|-----------------|
| | Value (End of Month) | Monthly Change (%) | Annual Change (%) | Monthly Max. | Date of Max. | Monthly Min. | Date of Min. |
| PX | 966.44 | 14.65 | -10.58 | 968.32 | 27.11.2020 | 845.44 | 2.11.2020 |
| PX-TR | 1 886.07 | 14.65 | -7.70 | 1 889.75 | 27.11.2020 | 1 649.94 | 2.11.2020 |
| PX-TRnet | 1 557.91 | 14.65 | -8.29 | 1 560.94 | 27.11.2020 | 1 362.86 | 2.11.2020 |
| PX-GLOB | 1 331.74 | 13.28 | -8.76 | 1 332.06 | 27.11.2020 | 1 177.17 | 2.11.2020 |

Objem akciových obchodů a index PX Equity Turnover and PX Index



Vývoj indexů PX a PX-GLOB (12 měsíců) Exchange Indices in the Last 12 Months

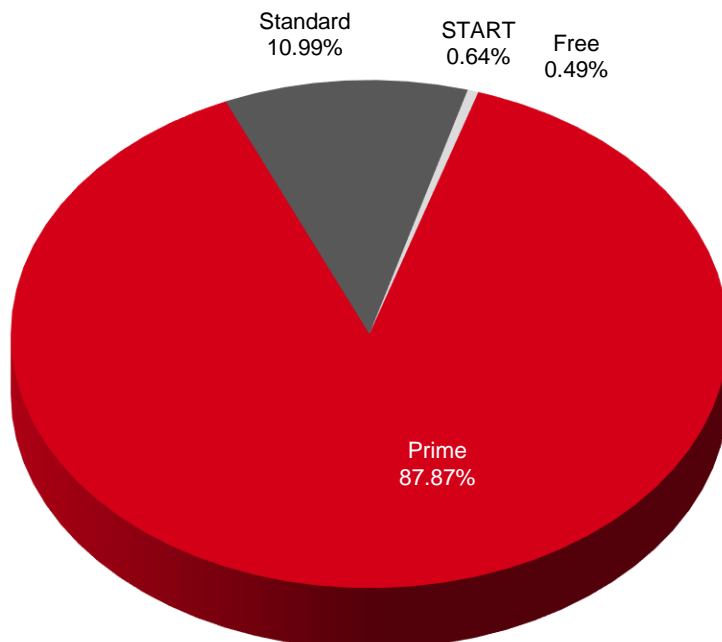


Přehled objemů obchodů - akcie
Trade Turnover - Equities

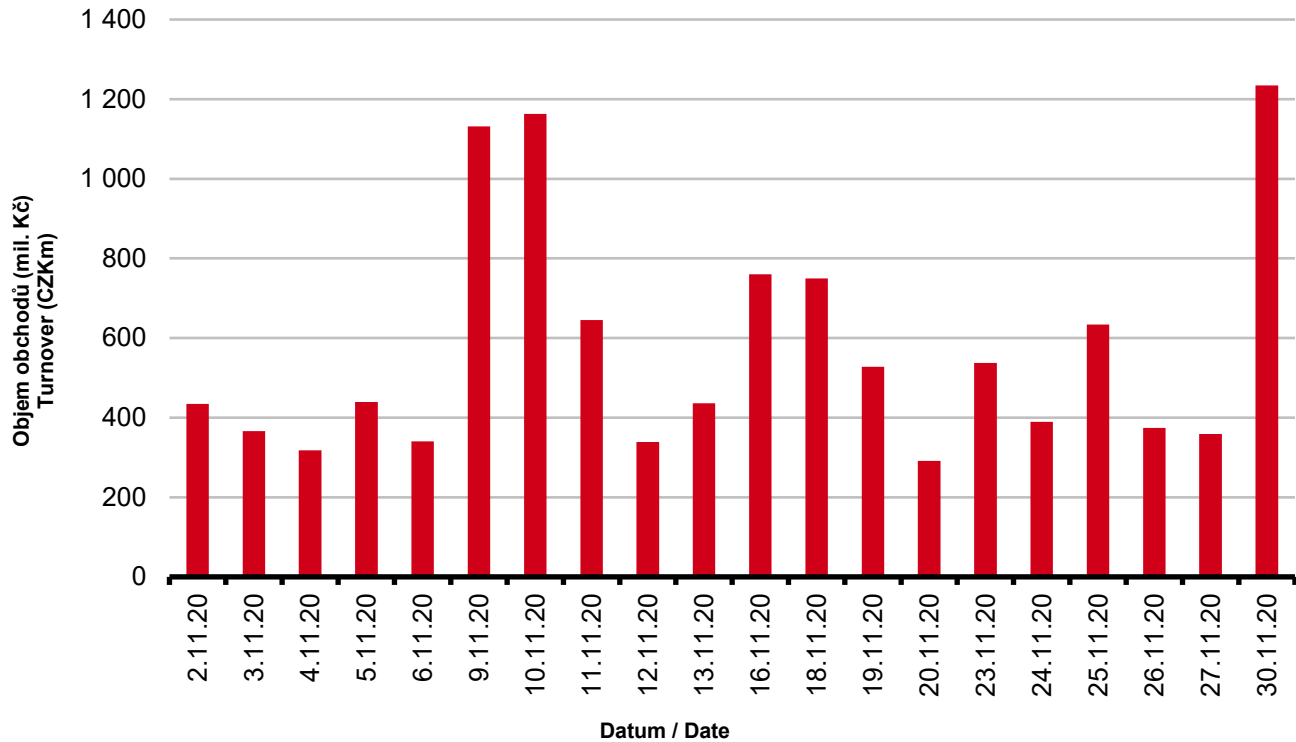
| Trh | Počet zobch. emisí | Objem (tis. Kč) | Počet (ks) | Počet transakcí |
|-----------------------|-------------------------|-----------------------|-------------------|------------------------|
| Market | Number of Traded Issues | Turnover (CZK 000s) | Volume (pieces) | Number of Transactions |
| Prime | 11 | 10 078 020.934 | 53 367 967 | 64 766 |
| Standard | 6 | 1 260 888.045 | 7 008 909 | 12 624 |
| Free | 30 | 56 572.781 | 687 059 | 1 768 |
| START | 8 | 73 128.750 | 135 020 | 326 |
| Celkem / Total | 55 | 11 468 610.510 | 61 198 955 | 79 484 |

Single count method

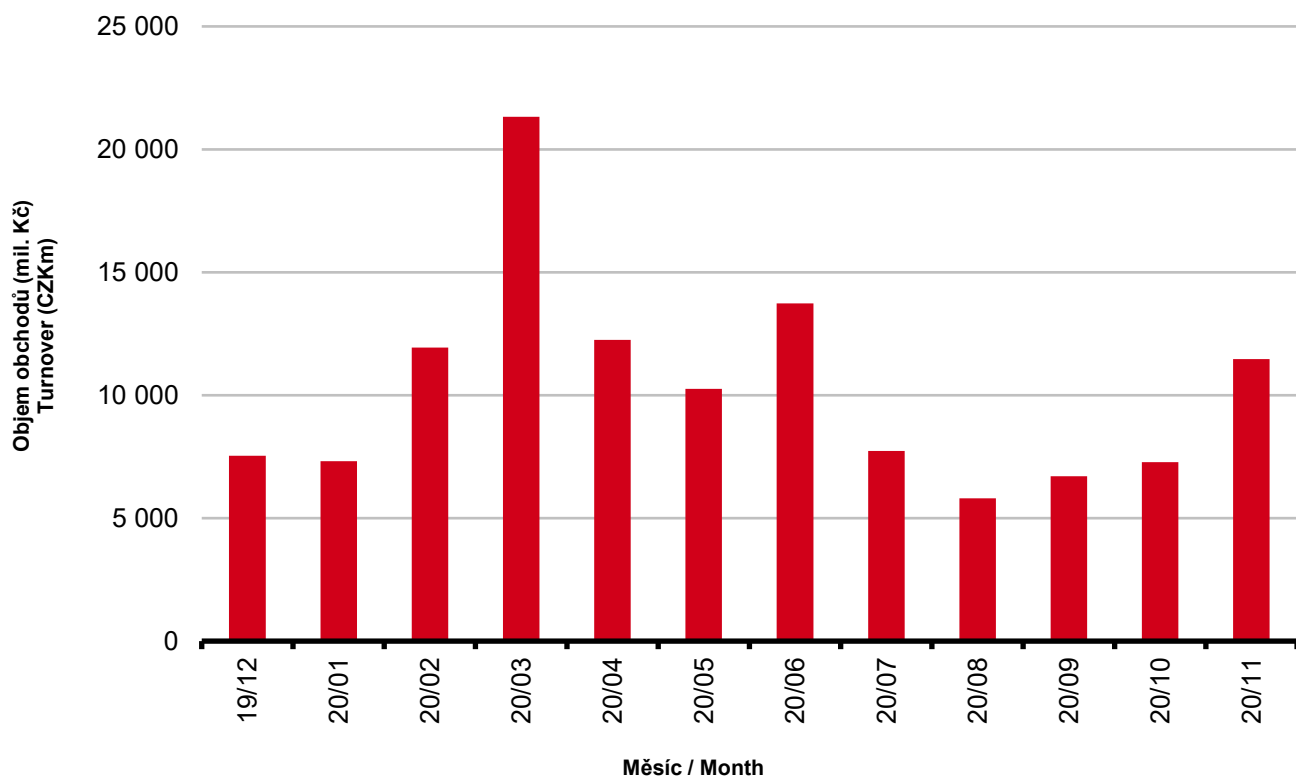
Skladba celkových objemů obchodů
Trade Turnover Structure



Denní objemy akciových obchodů
Daily Trade Turnover - Equities



Měsíční objemy akciových obchodů
Monthly Turnover - Equities



AKCIE / EQUITIES
Oborové objemy akciových obchodů a jejich podíl na celku
Turnover of Equities by Sector and as Percentage of the Total Turnover

| Číslo | Obor | Počet emise | Objem (mil. Kč) | Podíl (%) |
|-------|--|------------------|-------------------|---------------|
| No. | Sector | Number of Issues | Turnover (CZKm) | (%) |
| 1 | Zemědělství / Agriculture | 0 | 0.000 | 0.00 |
| 2 | Výroba potravin / Food Production | 0 | 0.000 | 0.00 |
| 3 | Výroba nápojů a tabáku / Beverages & Tobacco | 2 | 328.553 | 2.86 |
| 4 | Těžba, zpracování nerostů a rud / Mining | 5 | 5.560 | 0.05 |
| 5 | Textilní, oděvní, kožedělný / Textiles | 2 | 33.230 | 0.29 |
| 6 | Dřevařský a papírenský / Wood and Paper | 0 | 0.000 | 0.00 |
| 7 | Chemický, farmaceut., guma / Chemicals, Pharmacy, Rubber | 2 | 0.027 | 0.00 |
| 8 | Stavebnictví, stav. hmoty / Building | 3 | 0.152 | 0.00 |
| 9 | Hutnictví, zpracování kovů / Metallurgy | 0 | 0.000 | 0.00 |
| 10 | Strojírenství / Mechanical Engineering | 4 | 0.533 | 0.00 |
| 11 | Elektrotechnika, elektronika / Electrical Engineering, Electronics | 1 | 9.595 | 0.08 |
| 12 | Energetika / Energy | 6 | 1 947.889 | 16.98 |
| 13 | Doprava a spoje / Transportation | 3 | 179.107 | 1.56 |
| 14 | Obchod / Trade | 2 | 72.663 | 0.63 |
| 15 | Peněžnictví / Finance and Banking | 8 | 5 491.515 | 47.88 |
| 16 | Služby / Services | 6 | 966.274 | 8.43 |
| 17 | Bížuterie, sklo a keramika / Jewelry, Glass, Ceramics | 0 | 0.000 | 0.00 |
| 18 | Investiční fondy / Investment Funds | 0 | 0.000 | 0.00 |
| 19 | Ostatní / Others | 11 | 2 433.513 | 21.22 |
| | CELKEM / TOTAL | 55 | 11 468.611 | 100.00 |

Emise akcií s největšími celkovými objemy obchodů
Highest Turnover of Equity Issues

| | ISIN | Název | Trh | Objem (mil. Kč) | Podíl (%) | Kumul. (%) |
|----|--------------|-------------------|----------|-----------------|-----------|------------|
| | ISIN | Issuer | Market | Turnover (CZKm) | (%) | Cumul. (%) |
| 1 | CZ0008019106 | KOMERČNÍ BANKA | Prime | 2 737.388 | 23.87 | 23.87 |
| 2 | AT0000652011 | ERSTE GROUP BANK | Prime | 2 666.145 | 23.25 | 47.12 |
| 3 | CZ0008040318 | MONETA MONEY BANK | Prime | 2 371.329 | 20.68 | 67.79 |
| 4 | CZ0005112300 | ČEZ | Prime | 1 943.900 | 16.95 | 84.74 |
| 5 | GB00BDD85M81 | AVAST | Standard | 964.647 | 8.41 | 93.15 |
| 6 | CS0008418869 | PHILIP MORRIS ČR | Standard | 295.400 | 2.58 | 95.73 |
| 7 | CZ0009093209 | O2 C.R. | Prime | 179.083 | 1.56 | 97.29 |
| 8 | AT0000908504 | VIG | Prime | 85.632 | 0.75 | 98.04 |
| 9 | CZ0009009874 | PILULKA LÉKÁRNY | START | 72.610 | 0.63 | 98.67 |
| 10 | LU0275164910 | PFNONWOVENS | Prime | 33.230 | 0.29 | 98.96 |
| 11 | GB00BF5SDZ96 | STOCK | Free | 33.153 | 0.29 | 99.25 |
| 12 | CZ0009008942 | CZG | Prime | 32.608 | 0.28 | 99.53 |
| 13 | CZ0009000121 | KOFOLA ČS | Prime | 28.280 | 0.25 | 99.78 |
| 14 | FI0009000681 | NOKIA | Free | 9.595 | 0.08 | 99.86 |
| 15 | NL0010391108 | PHOTON ENERGY | Free | 3.123 | 0.03 | 99.89 |

Sumarizace Tržních kapitalizací (konec měsíce)
Market Capitalization Summary (Month-End)

| Trh Market | Tržní kapitalizace (mil. Kč) Market Capitalization (CZKm) | Počet emisí Number of Issues |
|-------------------------------------|--|---------------------------------|
| Prime | 884 901.9 | 11 |
| Standard | 183 770.8 | 6 |
| Free | 12 387 957.8 | 30 |
| START | 4 284.0 | 8 |
| Celkem / Total | 13 460 914.5 | 55 |
| Z toho: / Of which: | | |
| Dom. emise / Domestic Issues | 529 177.3 | 20 |
| Zahr. emise / Foreign Issues | 12 931 737.2 | 35 |

Emise akcií s největšími tržními kapitalizacemi (konec měsíce) - Regulovaný trh (Prime, Standard)
Market Capitalization of Equity Issues (Month-End)

| | ISIN | Název | Trh | Tržní kapit. (mil. Kč) | Podíl (%) | Kumul. (%) |
|----|--------------|-------------------|----------|---------------------------|-----------|------------|
| | ISIN | Issuer | Market | Market Capit. (CZKm) | (%) | Cumul. (%) |
| 1 | AT0000652011 | ERSTE GROUP BANK | Prime | 276 619.3 | 25.88 | 25.88 |
| 2 | CZ0005112300 | ČEZ | Prime | 250 972.2 | 23.48 | 49.37 |
| 3 | GB00BDD85M81 | AVAST | Standard | 151 570.2 | 14.18 | 63.55 |
| 4 | CZ0008019106 | KOMERČNÍ BANKA | Prime | 111 939.0 | 10.47 | 74.03 |
| 5 | CZ0009093209 | O2 C.R. | Prime | 74 452.8 | 6.97 | 80.99 |
| 6 | AT0000908504 | VIG | Prime | 67 712.0 | 6.34 | 87.33 |
| 7 | BE0003878957 | VGP | Prime | 41 371.9 | 3.87 | 91.20 |
| 8 | CZ0008040318 | MONETA MONEY BANK | Prime | 33 572.7 | 3.14 | 94.34 |
| 9 | CS0008418869 | PHILIP MORRIS ČR | Standard | 27 519.0 | 2.58 | 96.92 |
| 10 | CZ0009008942 | CZG | Prime | 9 726.1 | 0.91 | 97.83 |

Emise akcií s největšími tržními kapitalizacemi (konec měsíce) - Neregulovaný trh (Free, START)
Market Capitalization of Equity Issues (Month-End)

| | ISIN | Název | Trh | Tržní kapit. (mil. Kč) | Podíl (%) | Kumul. (%) |
|---|--------------|------------------|--------|---------------------------|-----------|------------|
| | ISIN | Issuer | Market | Market Capit. (CZKm) | (%) | Cumul. (%) |
| 1 | DE0005557508 | DEUTSCHE TELEKOM | Free | 1 914 106.4 | 15.45 | 15.45 |
| 2 | GB00B03MLX29 | SHELL | Free | 1 827 807.0 | 14.75 | 30.20 |
| 3 | GB00B10RZP78 | UNILEVER | Free | 1 642 682.4 | 13.26 | 43.45 |
| 4 | NL0000009165 | HEINEKEN | Free | 1 334 598.1 | 10.77 | 54.22 |
| 5 | SE0000115446 | VOLVO | Free | 859 664.5 | 6.94 | 61.16 |

Indikátory domácích emisí z trhu Prime (konec měsíce)
Indicators of Domestic Equities from the Prime Market (Month-End)

| Indikátor Indicator | P/E P/E | P/BV P/BV | Dividendový výnos (%) Dividend Yields (%) |
|------------------------|------------|--------------|--|
| Hodnota Value | 32,52 | 0,63 | 7,25 |

AKCIE / EQUITIES
Emise akcií s největším růstem kurzů (objem nad 50 000 Kč)
Issues of Equities with the Highest Price Increase (Turnover above CZK 50,000)

| | ISIN | Název | Trh | Kurz 30.10.20 | Kurz 30.11.20 | Změna (%) | Objem obch. (tis. Kč) |
|----|--------------|-------------------|--------|-------------------|-------------------|---------------|--------------------------|
| | ISIN | Issuer | Market | Price 30.10.20 | Price 30.11.20 | Change (%) | Turnover (CZK 000s) |
| 1 | AT00000FACC2 | FACC | Free | 126.10 | 236.40 | 87.5 | 77.7 |
| 2 | AT0000743059 | OMV | Free | 539.00 | 797.00 | 47.9 | 1 073.1 |
| 3 | PLPKO0000016 | PKO BANK POLSKI | Free | 111.00 | 162.75 | 46.6 | 97.7 |
| 4 | PLPKN0000018 | PKN Orlen | Free | 225.90 | 330.00 | 46.1 | 2 176.4 |
| 5 | HU0000153937 | MOL | Free | 116.00 | 160.00 | 37.9 | 904.6 |
| 6 | AT0000652011 | ERSTE GROUP BANK | Prime | 477.50 | 643.60 | 34.8 | 2 666 144.5 |
| 7 | GB00B03MLX29 | SHELL | Free | 306.85 | 397.60 | 29.6 | 2 450.5 |
| 8 | AT0000606306 | RBI | Free | 335.20 | 431.30 | 28.7 | 531.0 |
| 9 | CZ0008019106 | KOMERČNÍ BANKA | Prime | 474.00 | 589.00 | 24.3 | 2 737 388.4 |
| 10 | CZ0008040318 | MONETA MONEY BANK | Prime | 53.00 | 65.70 | 24.0 | 2 371 328.8 |
| 11 | AT0000821103 | UNIQA INS | Free | 130.80 | 161.30 | 23.3 | 58.6 |
| 12 | SE0000113250 | SKANSKA | Free | 456.20 | 536.00 | 17.5 | 152.4 |
| 13 | DE0005493092 | BORUSSIA DORTMUND | Free | 123.30 | 143.30 | 16.2 | 168.0 |
| 14 | DE0005140008 | DEUTSCHE BANK | Free | 214.00 | 246.00 | 15.0 | 1 662.9 |
| 15 | NL0010391108 | PHOTON ENERGY | Free | 75.00 | 85.50 | 14.0 | 3 122.7 |
| 16 | NL0000009165 | HEINEKEN | Free | 2 050.00 | 2 317.00 | 13.0 | 103.6 |
| 17 | AT0000908504 | VIG | Prime | 472.80 | 529.00 | 11.9 | 85 632.0 |
| 18 | FI0009000681 | NOKIA | Free | 79.60 | 88.70 | 11.4 | 9 594.7 |
| 19 | CZ0009093209 | O2 C.R. | Prime | 219.50 | 240.00 | 9.3 | 179 083.2 |
| 20 | GB00BF5SDZ96 | STOCK | Free | 63.80 | 69.60 | 9.1 | 33 153.3 |

Emise akcií s největším poklesem kurzů (objem nad 50 000 Kč)
Issues of Equities with the Highest Price Decrease (Turnover above CZK 50,000)

| | ISIN | Název | Trh | Kurz 30.10.20 | Kurz 30.11.20 | Změna (%) | Objem obch. (tis. Kč) |
|----|--------------|------------|----------|-------------------|-------------------|---------------|--------------------------|
| | ISIN | Issuer | Market | Price 30.10.20 | Price 30.11.20 | Change (%) | Turnover (CZK 000s) |
| 1 | DE000ENAG999 | E.ON | Free | 266.50 | 241.50 | - 9.4 | 832.6 |
| 2 | CZ0009009718 | EMAN | START | 63.00 | 61.00 | - 3.2 | 273.8 |
| 3 | DE0007664039 | VOLKSWAGEN | Free | 4 000.00 | 3 900.00 | - 2.5 | 265.7 |
| 4 | SK1120010287 | TMR | Prime | 995.00 | 970.00 | - 2.5 | 426.5 |
| 5 | GB00BDD85M81 | AVAST | Standard | 147.90 | 147.85 | 0.0 | 964 646.6 |
| 6 | | | | | | | |
| 7 | | | | | | | |
| 8 | | | | | | | |
| 9 | | | | | | | |
| 10 | | | | | | | |
| 11 | | | | | | | |
| 12 | | | | | | | |
| 13 | | | | | | | |
| 14 | | | | | | | |
| 15 | | | | | | | |
| 16 | | | | | | | |
| 17 | | | | | | | |
| 18 | | | | | | | |
| 19 | | | | | | | |
| 20 | | | | | | | |

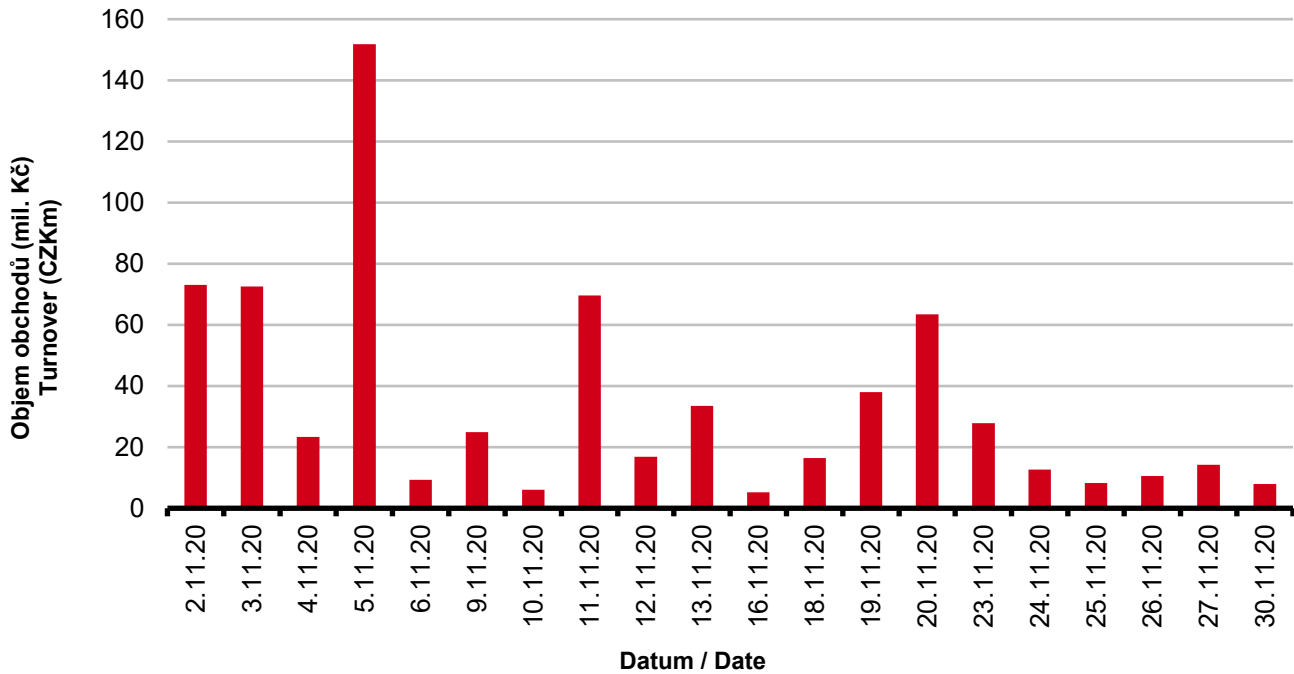
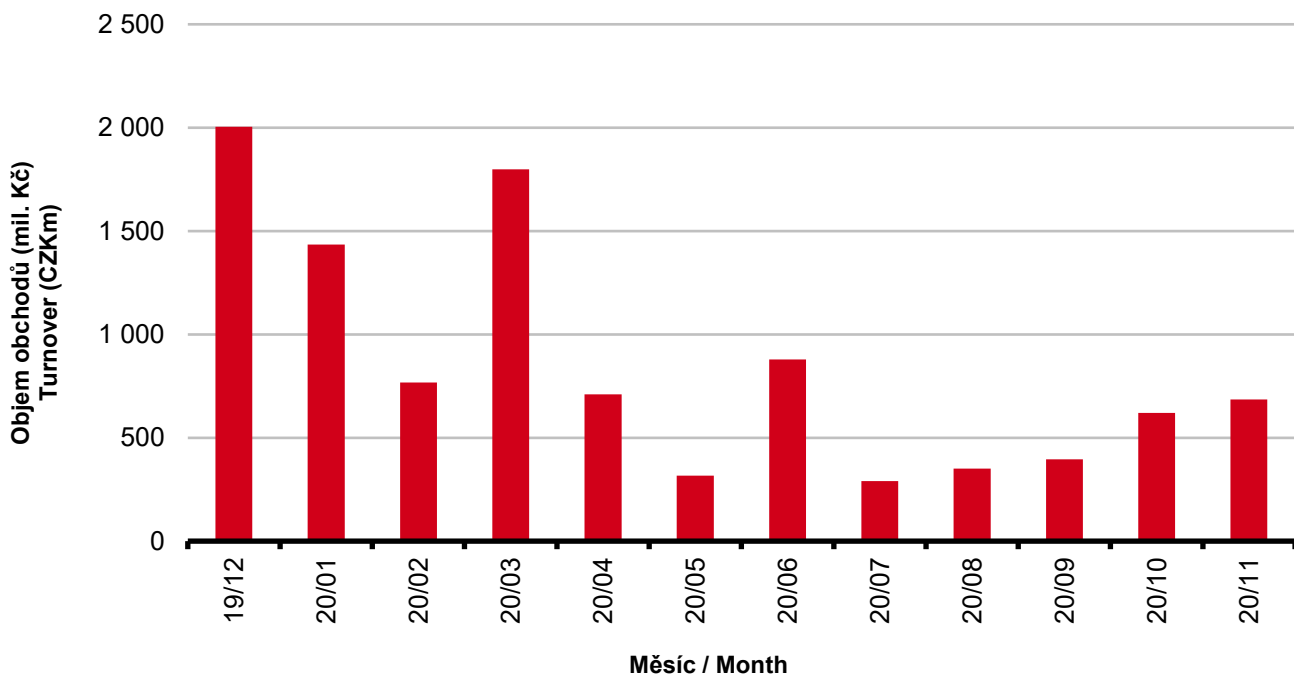
DLUHOPISY / BONDS
Přehled objemů obchodů - dluhopisy
Turnover Sumary - Bonds

| Sektor | Počet emisí | Objem (tis. Kč) | Počet (ks) | Počet transakcí |
|------------------------------|------------------|---------------------|-----------------|--------------------|
| Sector | Number of Issues | Turnover (CZK 000s) | Volume (pieces) | No of Transactions |
| Veřejný / Public | 25 | 0.000 | 0 | 0 |
| Podnikový / Corporate | 54 | 677 477.666 | 52 600 | 458 |
| Finanční / Financial | 31 | 8 097.000 | 77 | 13 |
| Celkem / Total | 110 | 685 574.666 | 52 677 | 471 |

Single count method

Emise dluhopisů s největšími celkovými objemy obchodů
Bond Issues with the Highest Turnover

| | ISIN | Název | Sektor | Objem (mil. Kč) | Podíl (%) | Kumul. (%) |
|----|--------------|--------------------|-----------|-----------------|-----------|------------|
| | ISIN | Issue | Sector | Turnover (CZKm) | (%) | Cumul. (%) |
| 1 | CZ0003527749 | EN.-PRO GF 6,50/23 | Corporate | 270.772 | 39.50 | 39.50 |
| 2 | CZ0003523920 | HEUREKA 5,25/25 | Corporate | 88.251 | 12.87 | 52.37 |
| 3 | CZ0003524795 | NUPEH CZ 5,90/25 | Corporate | 76.684 | 11.19 | 63.55 |
| 4 | CZ0000000856 | ALPHA QUEST 4,5/21 | Corporate | 74.234 | 10.83 | 74.38 |
| 5 | CZ0003518649 | JTEF CZKII 5,25/25 | Corporate | 47.498 | 6.93 | 81.31 |
| 6 | CZ0003524464 | EPH 4,50/25 | Corporate | 23.328 | 3.40 | 84.71 |
| 7 | CZ0003522930 | SAZKA GR. 5,20/24 | Corporate | 21.061 | 3.07 | 87.78 |
| 8 | CZ0003518631 | JTEF CZKI 5,00/23 | Corporate | 14.948 | 2.18 | 89.96 |
| 9 | CZ0003521023 | ROHLIK FIN.6,60/23 | Corporate | 14.280 | 2.08 | 92.05 |
| 10 | CZ0003520447 | JTFG X 4,75/24 | Corporate | 8.993 | 1.31 | 93.36 |
| 11 | CZ0003520793 | JTRE FIN.3 0,00/24 | Corporate | 7.484 | 1.09 | 94.45 |
| 12 | CZ0003519753 | AQUILA RAF 5,00/23 | Corporate | 5.873 | 0.86 | 95.31 |
| 13 | CZ0003521643 | NATLAND R. 5,47/24 | Corporate | 5.603 | 0.82 | 96.13 |
| 14 | CZ0003704413 | J&T BK II 9% PERP | Financial | 5.598 | 0.82 | 96.94 |
| 15 | CZ0003527657 | J&T FG 7,5% PERP | Corporate | 3.615 | 0.53 | 97.47 |
| 16 | CZ0000001086 | LIB. O. M. 5,30/23 | Corporate | 3.347 | 0.49 | 97.96 |
| 17 | CZ0003522419 | J&T EF IV 5,60/22 | Corporate | 3.011 | 0.44 | 98.40 |
| 18 | CZ0003515405 | CSG VAR/21 | Corporate | 2.996 | 0.44 | 98.83 |
| 19 | CZ0003704249 | J&T BANKA 10% PERP | Financial | 2.499 | 0.36 | 99.20 |
| 20 | CZ0003515934 | PSG 5,25/23 | Corporate | 1.988 | 0.29 | 99.49 |

DLUHOPISY / BONDS
Denní objemy obchodů s dluhopisy
Daily Turnover of Bonds

Měsíční objemy dluhopisových obchodů
Monthly Turnover - Bonds


OSTATNÍ PRODUKTY / OTHER PRODUCTS
Certifikáty
Certificates

| Druh certifikátu | Počet emisí | Zobchod. kusy | Objem (CZK) | Počet obchodů |
|---------------------|------------------|---------------|----------------|------------------|
| Type of Certificate | Number of Issues | Traded Volume | Turnover (CZK) | Number of Trades |
| Bonus | 2 | 0 | 0.00 | 0 |
| Index | 3 | 16 448 | 12 402 591.44 | 39 |
| Turbo | 4 | 98 505 | 4 756 898.68 | 53 |

Warranty
Warrants

| Počet emisí | Zobchod. kusy | Objem (CZK) | Počet obchodů |
|------------------|---------------|----------------|------------------|
| Number of Issues | Traded Volume | Turnover (CZK) | Number of Trades |
| 66 | 460 562 | 25 792 580.72 | 225 |

Akcie investičních fondů
Shares of Investment Funds

| Počet emisí | Zobchod. kusy | Objem (CZK) | Počet obchodů |
|------------------|---------------|----------------|------------------|
| Number of Issues | Traded Volume | Turnover (CZK) | Number of Trades |
| 30 | 0 | 0.00 | 0 |

Podílové listy investičních fondů
Unites of Investment Funds

| Počet emisí | Zobchod. kusy | Objem (CZK) | Počet obchodů |
|------------------|---------------|----------------|------------------|
| Number of Issues | Traded Volume | Turnover (CZK) | Number of Trades |
| 0 | 0 | 0.00 | 0 |

ETF

| Počet emisí | Zobchod. kusy | Objem (CZK) | Počet obchodů |
|------------------|---------------|----------------|------------------|
| Number of Issues | Traded Volume | Turnover (CZK) | Number of Trades |
| 3 | 0 | 0.00 | 0 |

Održené kupóny
Separated Coupons

| Počet emisí | Zobchod. kusy | Objem (CZK) | Počet obchodů |
|------------------|---------------|----------------|------------------|
| Number of Issues | Traded Volume | Turnover (CZK) | Number of Trades |
| 8 | 0 | 0.00 | 0 |

Roční objemy obchodů (v mil.) / Yearly Turnover (in mil.)

| Rok Year | Akcie + PL / Equities + Units | | | Dluhové cenné papíry / Bonds | | |
|-------------|-------------------------------|-------------------|----------|------------------------------|-------------------|----------|
| | CZK | EUR ¹⁾ | USD | CZK | EUR ¹⁾ | USD |
| 1993 | 7 129.5 | 212.7 | 241.6 | 1 890.5 | 56.2 | 64.5 |
| 1994 | 42 593.9 | 1 252.7 | 1 475.3 | 19 432.3 | 568.0 | 684.5 |
| 1995 | 125 642.8 | 3 671.3 | 4 753.5 | 69 764.1 | 2 035.3 | 2 633.3 |
| 1996 | 249 935.2 | 7 348.9 | 9 188.8 | 143 264.3 | 4 216.4 | 5 288.8 |
| 1997 | 246 301.9 | 6 961.2 | 7 897.1 | 433 235.6 | 12 053.0 | 13 644.5 |
| 1998 | 172 594.0 | 4 789.6 | 5 385.7 | 687 597.6 | 19 189.0 | 21 761.9 |
| 1999 | 163 456.7 | 4 425.9 | 4 705.3 | 1 024 029.0 | 27 801.4 | 29 691.6 |
| 2000 | 264 145.3 | 7 390.0 | 6 971.1 | 958 687.6 | 26 866.9 | 25 153.4 |
| 2001 | 128 799.1 | 3 780.7 | 3 393.5 | 1 858 379.7 | 54 615.9 | 49 041.9 |
| 2002 | 197 397.6 | 6 413.8 | 6 036.9 | 1 595 673.6 | 51 870.6 | 49 106.8 |
| 2003 | 257 442.5 | 8 068.6 | 9 187.4 | 1 110 103.9 | 34 909.5 | 39 246.8 |
| 2004 | 479 661.6 | 15 038.3 | 18 744.3 | 692 479.8 | 21 621.9 | 26 814.5 |
| 2005 | 1 041 172.9 | 34 957.6 | 43 642.8 | 533 241.0 | 17 912.3 | 22 382.7 |
| 2006 | 848 895.6 | 29 946.5 | 37 585.6 | 598 920.6 | 21 104.8 | 26 382.2 |
| 2007 | 1 013 018.8 | 36 528.2 | 50 115.8 | 508 858.2 | 18 387.8 | 25 231.5 |
| 2008 | 852 042.5 | 34 223.0 | 50 408.3 | 643 151.3 | 25 693.0 | 37 456.9 |
| 2009 | 463 858.9 | 17 572.3 | 24 510.5 | 585 711.5 | 22 087.4 | 30 762.4 |
| 2010 | 389 867.2 | 15 391.1 | 20 447.7 | 529 907.6 | 20 938.9 | 27 677.8 |
| 2011 | 370 986.4 | 15 130.3 | 21 104.5 | 628 022.4 | 25 423.6 | 35 184.1 |
| 2012 | 250 581.7 | 9 967.7 | 12 828.5 | 594 213.0 | 23 598.5 | 30 194.6 |
| 2013 | 174 740.5 | 6 735.2 | 8 949.4 | 1 925.7 | 74.2 | 98.5 |
| 2014 | 153 488.7 | 5 575.7 | 7 417.6 | 8 227.3 | 298.4 | 380.3 |
| 2015 | 167 896.9 | 6 150.4 | 6 824.3 | 5 101.4 | 186.4 | 207.1 |
| 2016 | 168 028.4 | 6 215.5 | 6 873.9 | 4 153.0 | 153.6 | 169.4 |
| 2017 | 138 783.4 | 5 262.6 | 5 920.0 | 6 212.5 | 234.3 | 261.1 |
| 2018 | 142 548.0 | 5 561.1 | 6 579.1 | 9 265.9 | 359.6 | 417.4 |
| 2019 | 108 779.8 | 4 236.5 | 4 745.0 | 11 920.6 | 464.6 | 518.9 |

¹⁾ V období 1993 - 1998 objem obchodů v XEU / ¹⁾ In period 1993 - 1998 - trade value in XEU

Měsíční objemy obchodů v roce 2020 (v mil.) / Monthly Turnover in 2020 (in mil.)

| Měsíc Month | Akcie / Equities | | | Dluhové cenné papíry / Bonds | | |
|----------------|------------------|---------|---------|------------------------------|-------|-------|
| | CZK | EUR | USD | CZK | EUR | USD |
| 01 | 7 320.3 | 290.3 | 321.9 | 1 433.9 | 56.9 | 63.1 |
| 02 | 11 935.9 | 475.1 | 518.7 | 767.1 | 30.6 | 33.3 |
| 03 | 21 328.9 | 802.9 | 888.4 | 1 798.1 | 68.7 | 76.3 |
| 04 | 12 251.4 | 449.6 | 488.4 | 710.6 | 26.1 | 28.3 |
| 05 | 10 261.1 | 376.9 | 411.6 | 316.7 | 11.6 | 12.6 |
| 06 | 13 736.1 | 515.2 | 580.2 | 879.2 | 33.0 | 37.2 |
| 07 | 7 735.0 | 291.9 | 335.0 | 290.9 | 10.9 | 12.5 |
| 08 | 5 802.3 | 221.7 | 262.2 | 351.4 | 13.4 | 16.0 |
| 09 | 6 711.8 | 251.0 | 296.0 | 396.5 | 14.8 | 17.5 |
| 10 | 7 283.5 | 267.6 | 315.1 | 620.8 | 22.8 | 26.9 |
| 11 | 11 468.6 | 434.0 | 514.2 | 685.6 | 25.8 | 30.4 |
| 12 | | | | | | |
| 2020 | 115 835.0 | 4 376.3 | 4 931.7 | 8 250.6 | 314.6 | 354.1 |

Tržní kapitalizace akcií na konci roku (v mil.) / Market Capitalization at the End of the Year - Equities (in mil.)

| Rok Year | Domácí akcie / Domestic equities | | | Zahraniční akcie / Foreign equities | | | Celkem / Total | | |
|-------------|----------------------------------|-------------------|----------|-------------------------------------|-------------------|-----------|----------------|-------------------|-----------|
| | CZK | EUR ¹⁾ | USD | CZK | EUR ¹⁾ | USD | CZK | EUR ¹⁾ | USD |
| 1994 | 353 102.9 | 10 333.7 | 12 588.8 | 0.0 | 0.0 | 0.0 | 353 102.9 | 10 333.7 | 12 588.8 |
| 1995 | 478 634.1 | 14 053.5 | 17 992.4 | 0.0 | 0.0 | 0.0 | 478 634.1 | 14 053.5 | 17 992.4 |
| 1996 | 539 242.2 | 15 903.1 | 19 729.3 | 0.0 | 0.0 | 0.0 | 539 242.2 | 15 903.1 | 19 729.3 |
| 1997 | 495 680.5 | 12 968.5 | 14 311.1 | 0.0 | 0.0 | 0.0 | 495 680.5 | 12 968.5 | 14 311.1 |
| 1998 | 416 202.1 | 11 884.4 | 13 940.8 | 0.0 | 0.0 | 0.0 | 416 202.1 | 11 884.4 | 13 940.8 |
| 1999 | 479 649.6 | 13 275.7 | 13 331.4 | 0.0 | 0.0 | 0.0 | 479 649.6 | 13 275.7 | 13 331.4 |
| 2000 | 442 893.8 | 12 621.7 | 11 712.7 | 0.0 | 0.0 | 0.0 | 442 893.8 | 12 621.7 | 11 712.7 |
| 2001 | 340 250.7 | 10 639.5 | 9 383.9 | 0.0 | 0.0 | 0.0 | 340 250.7 | 10 639.5 | 9 383.9 |
| 2002 | 357 909.5 | 11 326.3 | 11 874.5 | 120 128.8 | 3 801.5 | 3 985.6 | 478 038.3 | 15 127.8 | 15 860.1 |
| 2003 | 453 521.2 | 13 995.4 | 17 678.4 | 190 961.8 | 5 893.0 | 7 443.7 | 644 483.0 | 19 888.4 | 25 122.1 |
| 2004 | 660 289.3 | 21 720.0 | 29 551.1 | 315 484.7 | 10 377.8 | 14 119.4 | 975 774.0 | 32 097.8 | 43 670.5 |
| 2005 | 900 880.6 | 31 059.5 | 36 639.0 | 429 932.6 | 14 822.7 | 17 485.5 | 1 330 813.2 | 45 882.2 | 54 124.5 |
| 2006 | 953 895.5 | 34 693.4 | 45 693.4 | 638 101.0 | 23 207.9 | 30 566.2 | 1 591 996.5 | 57 901.3 | 76 259.7 |
| 2007 | 1 275 506.2 | 47 987.4 | 70 485.5 | 566 176.3 | 21 300.8 | 31 287.4 | 1 841 682.5 | 69 288.3 | 101 772.9 |
| 2008 | 788 650.6 | 29 615.1 | 41 758.5 | 303 081.3 | 11 381.2 | 16 047.9 | 1 091 731.9 | 40 996.3 | 57 806.4 |
| 2009 | 825 405.4 | 31 265.4 | 44 832.2 | 468 077.0 | 17 730.2 | 25 423.8 | 1 293 482.4 | 48 995.5 | 70 256.0 |
| 2010 | 805 237.0 | 31 922.2 | 42 394.3 | 582 767.5 | 23 102.8 | 30 681.7 | 1 388 004.5 | 55 025.0 | 73 075.9 |
| 2011 | 753 443.1 | 29 203.2 | 37 785.5 | 307 324.6 | 11 911.8 | 15 412.5 | 1 060 767.7 | 41 115.0 | 53 198.0 |
| 2012 | 708 777.7 | 28 193.2 | 37 163.3 | 433 312.2 | 17 236.0 | 22 719.8 | 1 142 089.9 | 45 429.2 | 59 883.1 |
| 2013 | 603 537.0 | 21 990.8 | 30 314.8 | 489 946.8 | 17 852.0 | 24 609.3 | 1 093 483.9 | 39 842.7 | 54 924.1 |
| 2014 | 627 910.4 | 22 643.7 | 27 543.6 | 412 378.3 | 14 871.2 | 18 089.1 | 1 040 288.7 | 37 514.9 | 45 632.7 |
| 2015 | 636 244.4 | 23 542.8 | 25 729.7 | 464 227.3 | 17 177.7 | 18 773.3 | 1 100 471.7 | 40 720.5 | 44 503.1 |
| 2016 | 599 701.3 | 22 194.7 | 23 390.2 | 444 762.9 | 16 460.5 | 17 347.1 | 1 044 464.1 | 38 655.2 | 40 737.3 |
| 2017 | 687 280.5 | 26 910.0 | 32 280.3 | 565 301.9 | 22 134.0 | 26 551.2 | 1 252 582.4 | 49 043.9 | 58 831.5 |
| 2018 | 607 748.7 | 23 574.4 | 27 003.9 | 20 654 207.9 | 801 171.8 | 917 720.1 | 21 261 956.6 | 824 746.2 | 944 723.9 |
| 2019 | 596 439.1 | 23 426.5 | 26 209.0 | 21 457 779.9 | 842 803.6 | 942 909.0 | 22 054 218.9 | 866 230.1 | 969 118.0 |

¹⁾ V období 1993 - 1998 tržní kapitalizace v XEU / ¹⁾ In period 1993 - 1998 - market capitalization in XEU

Tržní kapitalizace akciového trhu v roce 2020 (v mil.) / Equities Market Capitalization in 2020 (in mil.)

| Měsíc - konec Month - end | Domácí akcie / Domestic equities | | | Zahraniční akcie / Foreign equities | | | Celkem / Total | | |
|------------------------------|----------------------------------|----------|----------|-------------------------------------|-----------|-----------|----------------|-----------|-----------|
| | CZK | EUR | USD | CZK | EUR | USD | CZK | EUR | USD |
| 01 | 580 400.6 | 23 022.6 | 25 445.0 | 21 298 383.4 | 844 838.7 | 933 730.1 | 21 878 784.1 | 867 861.3 | 959 175.1 |
| 02 | 521 440.9 | 20 537.3 | 22 549.8 | 21 031 453.4 | 828 336.1 | 909 507.6 | 21 552 894.4 | 848 873.4 | 932 057.4 |
| 03 | 447 849.5 | 16 389.7 | 17 954.9 | 18 675 560.7 | 683 460.6 | 748 729.5 | 19 123 410.2 | 699 850.3 | 766 684.4 |
| 04 | 486 010.0 | 17 937.3 | 19 506.7 | 19 130 900.9 | 706 067.6 | 767 846.7 | 19 616 910.8 | 724 004.8 | 787 353.4 |
| 05 | 493 625.6 | 18 340.2 | 20 424.8 | 19 044 924.9 | 707 595.2 | 788 022.4 | 19 538 550.4 | 725 935.4 | 808 447.1 |
| 06 | 526 443.4 | 19 687.5 | 22 046.3 | 19 481 889.0 | 728 567.3 | 815 858.7 | 20 008 332.4 | 748 254.8 | 837 905.0 |
| 07 | 484 661.8 | 18 516.2 | 21 939.3 | 19 182 931.8 | 732 872.3 | 868 359.6 | 19 667 593.6 | 751 388.5 | 890 298.9 |
| 08 | 495 722.4 | 18 913.5 | 22 581.1 | 12 199 890.5 | 465 467.0 | 555 727.7 | 12 695 613.0 | 484 380.5 | 578 308.8 |
| 09 | 478 169.1 | 17 573.3 | 20 576.1 | 11 760 570.5 | 432 215.0 | 506 070.4 | 12 238 739.6 | 449 788.3 | 526 646.6 |
| 10 | 478 442.7 | 17 557.5 | 20 537.5 | 11 686 307.8 | 428 855.3 | 501 644.4 | 12 164 750.5 | 446 412.9 | 522 181.9 |
| 11 | 529 177.3 | 20 205.3 | 24 206.5 | 12 931 737.2 | 493 766.2 | 591 543.7 | 13 460 914.5 | 513 971.5 | 615 750.2 |
| 12 | | | | | | | | | |